

N95 Reprocessing Procedure


Step 1: Label N95 with sharpie marker: First initial, Last name, Department and Facility

Ex. *B. Workman, 2P South, RPMC*



Step 2: Label bag with sharpie marker: First initial, Last name, Department and Facility

Ex. *B. Workman, 2P South, RPMC*



Step 3: Stores N95 in paper bag when not in use.

Use N95 for:

- Airborne Precaution isolation patients
- Working on respiratory isolation unit or unit with cohorted PUIs/COVID 19 patients (ex. *4P North, MICU etc.*)
- Any aerosolizing procedure with a PUI or COVID 19 positive patient: Intubating, extubating, CPR, bag valve mask ventilation, nebulizer treatments, C-pap, Bipap, Suctioning, any testing requiring nasal/oral swab

N95 Reprocessing Procedure

When do I need to send my N95 for reprocessing?

1. Have you and performed the following procedures **WITHOUT** the use of a full face shield during any of the below procedure for PUI or known COVID-19 positive patients?

- a. Intubation
- b. Extubation
- c. CPR
- d. Bag valve mask ventilation
- e. Nebulizer treatment
- f. C-Pap
- g. Bipap
- h. Suctioning
- i. Collection of swab specimen by nasal or oral route

OR

2. Continuously worn your N95 for respiratory isolation unit or high risk unit with cohorted PUIs or positive COVID 19 patients for a 12 hour shift?

OR

3. Worn your N95 for a 12 hour period (may be continuous or cumulative)?

YES

Step 1: Place N95 into labeled brown paper bag and fold shut

NO

Continue to use N95 until one of the above criteria is met

Step 2: Place bag in plastic bin located in soiled utility room or designated area for your department



**SOILED
N95**

Step 3:

N95 will be picked up for reprocessing

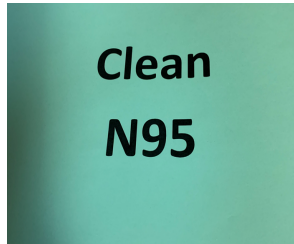

**** If you are on multiple units- remember what unit bin you put your N95 in to because it will return to that unit****

Get new (or YOUR previously reprocessed N95) N95 and go back to initial Step 1 on Page 1

N95 Reprocessing Procedure

How do I get my N95 back?

Step 1: Pick up your reprocessed N95 from the designated clean bin in the department in which you dropped it off



Step 2: Your reprocessed N95 will be returned in a NEW paper bag labeled as appropriate with a piece of BLUE tape on the back. (blue tape = reprocessed)



Reprocessing will be done up to 3 times for each N95. This will be tracked by tally marks placed on the outside of the N95. Once you receive the N95 with the 3rd tally mark, wear the N95 then discard it.

FAQs-

1. We are utilizing UV light robot to complete reprocessing
2. We have a team completing reprocessing 7 days a week
3. Expected turnaround time for reprocessed N95 is 24 - 48 hours
4. Remember to seal check each time you use it
5. Any further questions please contact Infection Prevention at 757-612-6030